




**tersano**<sup>TM</sup>  
 terra [earth/land], sano [healthy]

# USER GUIDE

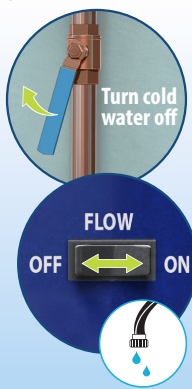


## REMOVING STABILIZER

When the **Replace Stabilizer** light is flashing, 50 gallons remaining until stabilizer must be changed.  
 When the **Replace Stabilizer** light is solid yellow, the stabilizer and blue cartridge filter must be replaced.



### STEP 1



### STEP 2



### STEP 3



### STEP 4



To view How-To video, scan QR Code



1.800.727.8835  
[www.tersano.com](http://www.tersano.com)

## INSTALLING STABILIZER

### STEP 1




### STEP 2



### STEP 3



### STEP 4



### STEP 5

